

Visual Story




Sydney Science Trail




My visit to the
Sydney Science Trail
at the Australian
Museum



BOTANIC
GARDENS
OF SYDNEY



**BOTANIC
GARDENS
OF SYDNEY**





Where will I go?

When I go to the Sydney Science Trail, I will spend some of my time at the Australian Museum and some at the Royal Botanic Garden Sydney.

I can learn about what to expect at the Australian Museum through this story.

I can learn about what to expect at the Royal Botanic Garden Sydney by reading the *My visit to the Sydney Science Trail at the Royal Botanic Garden Sydney* visual story.

What to Bring?




I can bring these items to help me feel comfortable and relaxed.

- Noise reducing headphones
- Hat or sunglasses
- Stimming or fidget toy or device
- Hand sanitiser


They will help me prepare for spaces that might have loud sounds or be very noisy.



Getting here




I will enter the Australian Museum via the Groups Entrance. The entrance is on a busy road and can be noisy with traffic. I can wear my headphones if I like.




I will see Sydney Science Trail signs.

If there is a queue, I will wait patiently for my turn. I can play with a stim or fidget toy/device from home, whilst I wait.





Staying together



At the Australian Museum I will stay close to my group and my teacher or carer.

Sydney Science Trail helpers wear a green shirt. They can help me if I have a question or get lost.



Sydney Science Trail Expo



At the Australian Museum I will do two activities. The adult with me will tell me what these will be.

I will visit the Sydney Science Trail Expo. I can visit all the stalls.

I can talk to scientists.

They will tell me what I am allowed to touch.

I can ask questions.

It might be noisy. I may like to wear my headphones.

I might have to take turns with other children when looking at objects.





Workshops

I might do a workshop with my group here or at the Royal Botanic Garden Sydney.


If it is at the Museum, I will go to an Education Room with my group and meet a teacher who will give me fun things to do.

I can play with a stim or fidget toy/device from home.

If I feel overwhelmed I can let a trusted adult know and we can find a Quiet Space to relax.




Exhibition Tour



I might visit an exhibition at the Australian Museum.




My teacher/carer will decide which exhibit at the Museum I might see.





Toilets



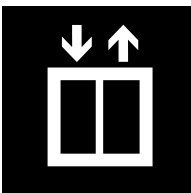
I should tell a trusted adult if I need to use the toilet.

There are toilets on every level of the Australian Museum, including a Changing Places accessible adult change facility on Level 2. My teacher/carer will need to ask staff to access this room.

The hand dryers are very loud. I may like to wear my headphones



Lifts



There are two lifts I can use to move around the Museum.

I can use the lifts if I am unable or prefer not to use the stairs.




Where can I go if I need somewhere quiet?

If I need somewhere to be quiet I can go to the theatre near *Wild Planet*. The lights will be dim and there will be Sensory Oasis tents with calming resources inside.

I will not run in the theatre and I will be quiet for the other children there.



Exiting the Museum



When it is time to exit the Museum, I will need to walk down the stairs or get a lift to Level G.

If I have not visited the Royal Botanic Garden Sydney yet, I will walk there next.



Walking to the Royal Botanic Garden Sydney



It might take 20 minutes or more to walk to the Royal Botanic Garden Sydney. I will walk through a park and we might stop to have a picnic lunch and a rest here.

When I cross the roads it might be noisy. I might like to wear my headphones.

What will I do at the Royal Botanic Garden Sydney? I can read the [My visit to Sydney Science Trail at the Royal Botanic Garden Sydney](#) visual story to find out.